

Pier 33® PARKING GUIDE

Please Display Your Parking Pass Whenever Parking Alongside Your Dock or Visiting the Pool

Dear Pier 33 Boater,

To help us ensure an enjoyable & convenient boating season, please review Parking Guide for various areas of the marina. Your cooperation in adhering to this policies and parking areas described in this guide is part of being a great neighbor to your fellow boaters. We appreciate your assistance.

PARKING PASSES. Two **2023** Pier 33 Parking Passes have been issued for each dock renter and these passes have been sent via regular mail. Previous years' parking passes are no longer valid. These parking passes are designed to hang from the rear view mirror of your vehicle and must be displayed whenever your vehicle is parked dockside. **Dockside parking is limited to one vehicle at a time per dock at our South marina and two vehicles at a time per dock at our East marina.** Vehicles without parking passes may not park dockside unless unloading passengers or gear. The passes are designed so that you can exchange them between personal vehicles as needed and so that you and your dock neighbors can identify vehicles that are authorized to park dockside. Please continue to treat your fellow boaters and their guests with the same courtesy you expect. If there is a parking situation that requires Pier 33's assistance, please call (269) 983-3333 or (269) 208-2691 if after hours. **Unauthorized, abandoned or inoperable vehicles may be towed at the vehicle owner's expense.**

PARKING AREAS. See the following pages for photos of parking areas and tips where to park.

FISHING PARTIES, OTHER LARGE PARTIES. Please keep in mind, one boat per dock on the South side. All others must park in the overflow parking per the photo'd areas. Please do not inconvenience your boating neighbors with charter parking or expanded guest parking dockside, on any day of the week. **Always use overflow.**

POOLSIDE PARKING & POOL USE. Please be sure to use your parking pass when parking for swimming pool use. There may be occasions when our staff will check visitors who arrive in vehicles that do not have parking passes, so that we can do our best to ensure that only Pier 33 boaters are using the pool. Non-Pier 33 boaters must be accompanied by a Pier 33 boater when using the pool — unaccompanied guests or friends are not allowed. Use of the parking pass will help identify authorized vehicles and pool users.

CLEMENTINE'S PARKING LOT. Please advise your guests: the Clementine's **restaurant lot is never** to be used for Pier 33 guest parking. Alcoholic beverages, open or closed, may not be carried in and out of the entry gate near Clementine's doors. Clementine's appreciates the patronage of our Pier 33 boaters, but has asked that we issue this extra reminder.

Thank you and have a great boating season!

Sincerely,




Tighe Curran
General Manager
(269) 208-2691



TRAFFIC FLOW. Please note, traffic flow at our South marina is ONE-WAY (down river) from the "Clementine's" gate through to the fish cleaning station. **Please observe that one-way pattern for the safety of your fellow boaters,** as well as to avoid causing a traffic back-up.


EAST MARINA DOCKSIDE PARKING & OVERFLOW

East Marina docks can accommodate two vehicles per slip. Additional vehicles should be parked in the overflow parking areas, alongside the “tree islands” out front of Doors # 1 & 2.



LAUNCH ON COMMAND PARKING & DROP OFF AREAS

When arriving with your boating party, feel welcome to pull up the unloading area (picnic table near the gate), off load your crew, coolers & supplies and then move your vehicle to an appropriate parking area. Park alongside the fence line, alongside the building, or in front of docks 5,6,7,8,10,12. Please do not park in front of any regularly occupied docks. Leave those spaces open for those boaters. At times of peak usage, extra vehicles in for your party should park alongside the “tree islands” out front of Doors # 1 & 2.



HOOK-n-GO: PICK-UP & DROP OFF AREAS



We two have designated areas for our Hook-n-Go boaters. Between the two blue signs alongside the building, when arriving to Hook-n-Go and then between the two blue signs alongside the pool when returning from Hook-n-Go. Please do not use those areas between the signs for any other parking.



SWIMMING POOL: PARKING




The best parking area for swimming pool users is alongside the pool building by the North gate. Extra vehicles can be parked alongside the “tree island” in front of Door # 2. Please remember to display your Parking Pass when driving to the pool



SOUTH MARINA

DOCKSIDE PARKING & OVERFLOW

South Marina docks can usually accommodate one vehicle per slip. Additional vehicles should be parked in the overflow parking areas. There are a variety of areas our South Marina boaters and their guests can use. The parking lot outside the electric gate near Tavern on the River is a Pier 33 parking lot and should be used for all charter customer parking, plus guest overflow from docks 90 & above.



The area curbside of Clementine's, inside the marina area, should be used by vehicles displaying **Pier 33 Parking Passes only.** This is not parking for charter customers or overflow guest parking.



The area behind the lawn & grills and extending to The Box Factory is our largest and best area for overflow parking at the South Marina. Remember, only vehicles with pier 33 parking Passes are allowed to park curbside.



All others must use these designated overflow areas.



**SOUTH MARINA BOATERS
PLEASE REMEMBER:
ONE-WAY TRAFFIC**

DOWNRIVER, FROM THE
"CLEMENTINE'S" GATE TO
THE SOUTH PAVILION.